


Universal Eaves Roll

The universal eaves metal sheet that can be rolled out for rain pipes and roofs made of aluminum, zinc or copper

One eaves roll for all. This is the innovative concept behind the eaves roll by IVT. With pre-pressed bending zones the IVT Universal Eaves Roll will adjust to nearly any eaves board and any roof structure with little work effort. Can be installed on both sides, harmonizes well with other work materials.

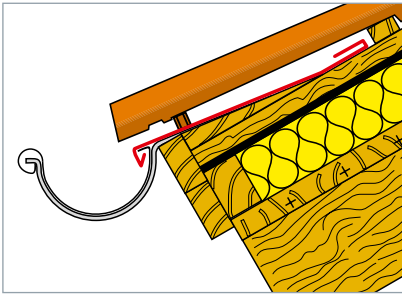


Pleating and pre-fabricated bend zones allow for the perfect adjustment to the specifics of each roof structure. The Eaves Roll can thereby be bent to shape by hand without tools.

Universal Eaves Roll Aluminum. Once installed it will permanently keep its shape and function.



Universal Eaves Roll




Perfect adjustment owing to pre-pressed bending zones.



Universal Eaves Roll in aluminum, can be used on both sides



Universal Eaves Roll in copper



Universal Eaves Roll, zinc

● Material

Pleated aluminum, matched to the roof design in color. The Universal Eaves Roll consists of high-quality, extra light aluminum which is coated on both sides. One side is roof tile red, the other zinc colored. The Eaves Roll, which can be used on both sides, thus it adjusts without problems to the color of the roofing and to the material of the rain pipe. Pleated zinc, matching zinc rain pipes. Pleated high-quality copper, matching copper rain pipes.

● Design and function

Protection against permeation of water and fine snow made simple. The Universal Eaves Roll reliably leads surface water to the rain pipe. At 5 m length and 240 mm width it covers nearly any need. Due to its low weight it can be transported easily. Stability and draining of water are supported by the pleating. The pleating and pre-fabricated bend zones simplify the perfect adjustment to the particularities of the specific roof structure. Unevenness, e.g. from pipe brackets can be bridged quickly and flexibly. Only minimal use of tools is required for installation.

● Installation

Simply roll it out, fix and bend to shape. The Universal Eaves Roll can be installed easily and without special tools. It can simply be cut to shape with scissors or a knife. Once the gutter board and the rain pipe bracket are installed, the Universal Eaves Roll will be rolled out on the gutter board, aligned and fastened. For the safe and durable connection of two roll sheets, the end parts are simply bent up ca. 3 cm identical on opposite sides, interlocked and thus coupled permanently. Effortless without soldering! The edge on the side of the gable is bent up and serves as water barrier. Now the sheathing membrane is pulled up over the Eaves Roll up to the rain pipe and the eaves ventilation element is installed. Lastly, the lower end of the Eaves Roll is bent down and led underneath the pipe seam. Done.

● Technical data

Basic materials:	pleated aluminum: coated on both sides; pleated zinc; pleated copper;
Color for aluminum:	burn-in lacquering Top side roof tile red/bottom side zinc colored
Dimensions:	5 m x 240 mm (length x width)
Extension:	ca. 25 %

We expressly reserve technical changes serving product improvement.

Your IVT expert dealer:



Visit us on
the internet:
www.ivt.de

IVT – Industrie Vertrieb Technik GmbH & Co. KG

August-Borsig-Straße 30 · 59439 Holzwickede (Germany)
Phone: +49 2301 91011-0 · Fax: +49 2301 91011-24
info@ivt.de · www.ivt.de

